


N
W E
S
INTRACOASTAL VIEW

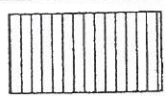


LAUNDRY
CHUTE


OCEAN VIEW

| | | | | | |
|----|-------------|-----|-----------------------|----|----|
| 06 | CN | 06 | 01 | CN | 01 |
| | SD | 06c | 01A | SD | |
| 07 | B2 | 07 | 0.2 | B2 | 02 |
| | 1 1/2 BATH | | 1 1/2 BATH | | |
| 08 | B2 | 08 | 03 | B1 | 03 |
| | 1 1/2 BATH | | ELEVATOR | | |
| 09 | B2 | 09 | 04 | B1 | 04 |
| | 1 1/2 BATH | | HANDICAPPED UNIT 905B | | |
| | SD | 100 | | SD | |
| 10 | CN | 10 | 05 | CN | 05 |
| | SERV. ELEV. | | 405F pool & tree view | | |

TRASH
CHUTE



STAIRS



ELEVATOR

VOICE MAIL
TO LEAVE MSG.
LOOP
RLS DST.
TONE
7001 MSG. CNTR
— — H